



MOD. 725



- One-block entry panel suitable for flush or wall mounting
- Aluminium front panel
- Compact size
- IP 33

Simple installation and excellent quality-price ratio make this entry panel extremely competitive. Provided with a drawn aluminium front panel with plastic material headers, button holder frame with metal buttons and flush-mounting box. The entry panel is organised on blocks of one or two rows which can be arranged side by side to obtain arrangements of 3, 4, 5 and 6 rows. Furthermore, wall mounted installation is possible using specific casings for configurations up to 24 buttons.

MOD. 725 AND SYSTEM COMPATIBILITY TABLE

Bibus VOP	Digivoice	Coax	5 wires	4+n	1+n
-----------	-----------	------	---------	-----	-----




MOD. 725



725/104



725/212



725/020

LOUDSPEAKING UNIT READY AUDIO FRONT PANEL

Code	No. of buttons	No. of button rows	Front panel dimensions (W x H) mm	Flush mounting box dimensions (W x H x D) mm	Bibus VOP	Digivoice	Coax	5 wires	4+n	1+n
725/101	1	1	113 x 240	102 x 225 x 43	-	-	•	-	•	-
725/102	2	1	113 x 240	102 x 225 x 43	-	-	•	-	•	-
725/103	3	1	113 x 288	102 x 273 x 43	-	-	•	-	•	-
725/104	4	1	113 x 288	102 x 273 x 43	-	-	•	-	•	-
725/105	5	1	113 x 312	102 x 297 x 43	•	•	•	•	•	•
725/106	6	1	113 x 336	102 x 321 x 43	•	•	•	•	•	•
725/107	7	1	113 x 360	102 x 345 x 43	•	•	•	•	•	•
725/108	8	1	113 x 384	102 x 369 x 43	•	•	•	•	•	•
725/204	4	2	205 x 192	194 x 177 x 43	•	•	•	•	•	•
725/206	6	2	205 x 216	194 x 202 x 43	•	•	•	•	•	•
725/208	8	2	205 x 240	194 x 225 x 43	•	•	•	•	•	•
725/210	10	2	205 x 264	194 x 249 x 43	•	•	•	•	•	•
725/212	12	2	205 x 288	194 x 273 x 43	•	•	•	•	•	•
725/214	14	2	205 x 312	194 x 297 x 43	•	•	•	•	•	•
725/216	16	2	205 x 336	194 x 321 x 43	•	•	•	•	•	•
725/218	18	2	205 x 360	194 x 345 x 43	•	•	•	•	•	•
725/220	20	2	205 x 384	194 x 369 x 43	•	•	•	•	•	•
725/222	22	2	205 x 408	194 x 393 x 43	•	•	•	•	•	•
725/224	24	2	205 x 432	194 x 417 x 43	•	•	•	•	•	•
725/228**	28	2	205 x 480	194 x 465 x 43	•	•	•	•	•	•

Dimensions of name tag (H x W x D): 14.5 x 54.5 x 2 mm

FRONT PANEL WITH BUTTONS ONLY

Code	No. of buttons	No. of button rows	Front panel dimensions (W x H) mm	Flush mounting box dimensions (W x H x D) mm	Bibus VOP	Digivoice	Coax	5 wires	4+n	1+n
725/020**	20	2	205 x 288	194 x 273 x 43	•	•	•	•	•	•
725/022**	22	2	205 x 312	194 x 297 x 43	•	•	•	•	•	•
725/024**	24	2	205 x 336	194 x 321 x 43	•	•	•	•	•	•
725/026**	26	2	205 x 360	194 x 345 x 43	•	•	•	•	•	•
725/028**	28	2	205 x 384	194 x 369 x 43	•	•	•	•	•	•
725/030**	30	2	205 x 408	194 x 393 x 43	•	•	•	•	•	•
725/032**	32	2	205 x 432	194 x 417 x 43	•	•	•	•	•	•
725/034**	34	2	205 x 456	194 x 441 x 43	•	•	•	•	•	•
725/036**	36	2	205 x 480	194 x 465 x 43	•	•	•	•	•	•

Dimensions of name tag (H x W x D): 14.5 x 54.5 x 2 mm

• Yes. ** Contact the sales network for availability.



1128/500



1035/67



725/600





725/601





1035/25


LOUDSPEAKING UNITS

 1128/500	Audio loudspeaking unit for 4+n systems (replaces loudspeaking unit 5150/500)
1128/510	Audio loudspeaking unit for 4+n systems with 12Vac power (replaces 5150/510 loudspeaking unit)
5150/53	Audio loudspeaking unit for 4+n systems with 3-wire operation
 1035/67	Audio loudspeaking unit for 1+n systems
1038/62	Audio loudspeaking unit for Digivoice systems Manages 8 buttons; 1038/17 module used to increase the number of buttons.
1072/19A	Audio loudspeaking unit for Bibus/VOP systems Manages 18 buttons; 1038/17 module used to increase the number of buttons up to a maximum of 82 buttons.

FRONT PANELS FOR CAMERA AND CAMERAS

 725/600	B/W camera for coax systems Device 1742/13A must be added in VOP and 5 wire systems.
725/79	B/W camera for coax systems 60 Hz Device 1742/13A must be added in VOP and 5 wire systems.
 725/601	Front panel on one row for camera 725/600 With flush-mounting box. Dimensions: 113 x 120 mm; dimensions of flush-mounting box (W x H x D) 102 x 102 x 53 mm
725/602	Front panel on two rows for camera 725/600 With flush-mounting box. Dimensions: 205 x 120 mm; dimensions of flush-mounting box (W x H x D) 194 x 102 x 53 mm


ACCESSORIES

 1035/25	Conversation privacy device Use one for every 4 users in 1+n audio and 5-wire video systems.
1742/13A	Camera adapter device This is used to adapt a camera with video signal on coax cable in VOP systems.
1038/17	16 user expansion module for digital systems For use with loudspeaking units 1072/5 1038/62 1038/5 1038/7 1072/19A 1072/7 1082/72 1082/7 to expand the number of calling buttons.



725/711

WALL MOUNTING BOX WITH FRAME

Code	Description	Dimensions (W x H x D) mm	Compatible front panels	No. of rows	Material
725/710	Wall mounting box with hood	120 x 245 x 50 Depth including hood: 102 mm	725/101-102	1	Aluminium
 725/711	Wall mounting box with hood	120 x 245 x 50 Depth including hood: 102 mm Max. height 389 mm	725/103 104-105-106 107-108	1	Aluminium
725/721	Wall mounting box with hood	212 x 197 x 50 Depth including hood: 102 mm Max. height 269 mm	725/204 206-208-210	2	Aluminium
725/722	Wall mounting box with hood	212 x 197 x 50 Depth including hood: 102 mm Max. height 269 mm	725/212 214-216-218-220 222-224-226-228 725/020 022-024-026-028 030-032-034-036	2	Aluminium

RAIN HOODS

Code	Description	Compatible front panels	No. of rows	Material	Notes
725/701	Rain hood	725/601	1	Aluminium	For use in combination with video panels only.
725/702	Wall mounting box with hood	725/602	2	Aluminium	For use in combination with video panels only.